



Interactive Coding World
Coding Robot UARO

www.uaroeu.com



Tangible PROGRAM, Coding Robot UARO

Coding robot UARO is an education material of a new concept that allows children with potential in inventing to make and program movements.

With coding robot UARO with abundant possibility of imagination and creativity

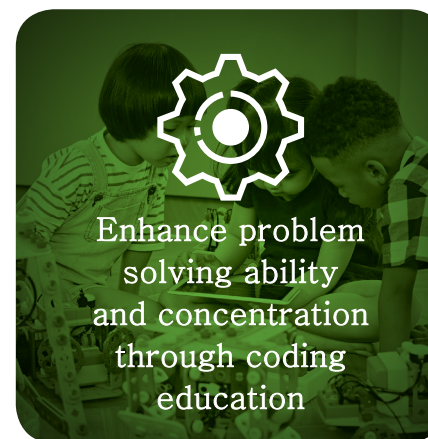
Even children can easily make sturdy robots of the shape they want by using internationally patented bolts and nuts.

Coding robot UARO moves, acts and reacts to stimulation.

By using sensors, it can detect hands of children or objects, switch on the lamp or move around. Also, you can play a fun game by using remote control.

Coding robot UARO that can be programmed by children

Using coding board patented in Korea, you can program robot using coding block without a computer.



Basic of Coding, Learn in a fun way with robots.

Coding education is not aimed for simply learning program knowledge. Go beyond the stereotypical thinking but teach how to solve problems by modifying and supplementing toward one's own goal.

Why do we learn coding with robot?

Using a robot, you can integrate education from production to control. By designing the robot, children can program while exploring, exercise creativity and raise problem solving ability. Also, robot is a special item that makes you get immersed in creativity and coding process in a fun way.

Effect of coding education

Enhanced creativity

Problem solving ability

Logical Thinking

Solutions to Teaching by rote

STEAM Education

Creative talent education beginning with playing



Touch programs by hand so make coding easy

Coding is an invisible concept like mathematics. So, we intended to raise the understanding in coding through visual, auditory and tactile sensitivities of children by looking and touching programs.



Coding board



Go forward



Melody



Switch Sensor



LED

Coding Block

Children's coding education application, UARO and coding friends

Commands for moving robot are expressed in fun characters in this program that lets you to write codes while playing a game.



Coding education Application




Coding characters




LEVEL. 1

In this process, children can learn how to assemble and produce one's own shape.

By using bolts, nuts and tools, the hands and eye coordination is developed and concentration and creativity can be enhanced.

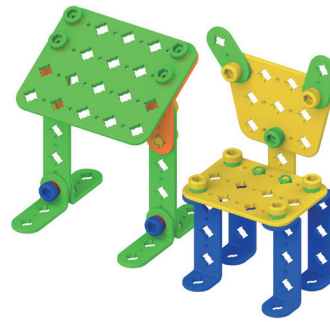





Robot Friend



Swing




Desk & Chair




School Bus



Picture Frame



Puppy



Frog



Butterfly




Fire Truck



Giraffe




Ambulance



Crane


LEVEL. 2

In this process, by operating a robot with input program, curiosity and motivation for coding can be raised. By thinking and selecting the program for each robot, realize the need for programming.






Pterosaurs




Bird




Snail



Scorpion



Fan



Germ



Crab



Beetle




Goblin



Drummer




Hibiscus




Catapult


LEVEL. 3

In this process, you can write the code by using coding board. Align coding blocks to make various programs and download to robot and observe the movements to learn logical thinking and creative thinking.






Wrestling Bot




Board Game Bot



Soccer Bot



Bull




Dragonfly




Scarecrow




Tractor




Helper Bot




Yacht



Bicycle




Helicopter




Train


LEVEL. 4

In this process, you can make complicated and diverse codes by using application. Upgrade the basic programming ability you have learnt earlier, and upgrade creativity and problem solving ability by coding whatever you want.







Ski Bot




Hockey Bot



Rudolph




Snowplow



Firefly




Dinosaur



Rhino



Melody Doll




Cleaning Bot



Exploring Bot



Military Bot



Humanoid



All inclusive Components of UARO

01 UARO Kit



- Parts of various shapes and smart electronic parts are provided
- By using patented Robo Robo bolts and nuts, easily and conveniently assemble and disassemble
- Safety certified for safe use by children

Patent Registration Number
10-2015-0113976, 10-2015-0119544

02 Workbook



- Illustrations suitable for eye levels of children
- Fun work book with special activities such as stickers, drawing and cutting and pasting
- Reliable education content made by professional in child education
- Reflected the Nuri course commonly provided to children in learning objectives

03 Coding Board



- Smart program of new concept using NFC (Near Field Communication) Tool
- Place command block and push button to send program to robot
- Learn the basics of coding by using various commands such as 'go forward', 'switch on LED', and 'play melody'

Patent Registration Number
10-2015-0136369



In the upcoming future, coding means capability. Experience coding robot UARO now!

Inquiries info@roborobo.co.kr



Coding robot UARO is certified for safety and suitability under CE (safety, health, environment and consumer protection related integrated regulations by EU) and KC.



Interactive Coding World
Coding Robot UARO



ROBOROBO
www.roborobo.co.kr